

Economic Short Comment (28 Nov 2024)

(2024 Population Movement) Kansai Continues to See Net Outflow but Steadily Improves
 ~ If limited to Japanese, there is a possibility of net inflow throughout the year ~

● Population Movement in 2024

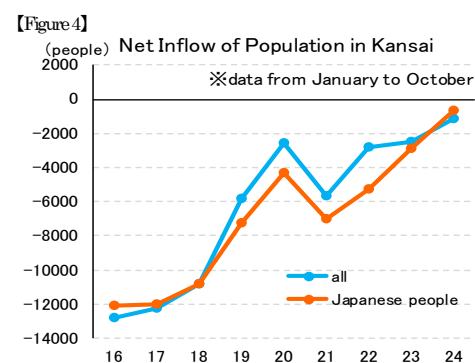
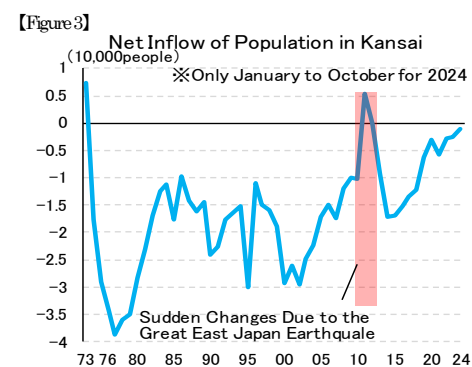
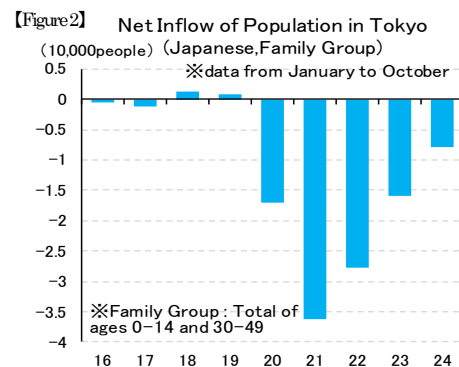
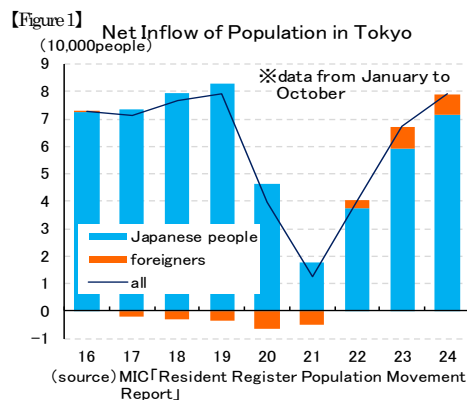
A major topic in population movement in 2024 is the resumption of population concentration in Tokyo. Observing the movement including foreigners, it seems to have almost returned to pre-COVID-19 levels (Figure 1). About two years after the end of the pandemic, there is a view that the impact of COVID-19 on corporate and human movement has almost disappeared. However, when limited to the movement of Japanese people, it is still below pre-COVID-19 levels. Ultimately, the improvement in population movement in 2024 owes much to foreigners, and it cannot be said that it has completely returned to pre-COVID-19 levels. Looking at the movement of Japanese people by age group, the family group (ages 0-14 and 30-49 combined) is still in a state of net outflow, indicating that structural changes due to the pandemic are continuing (Figure 2).

● Improvement Trend in Kansai

On the other hand, the trend of improvement in population movement is not limited to Tokyo. Kansai is also showing an upward trend. As a result of the improvement trend over the past few years, although the state of net outflow continues, 2024 is expected to see the best results in nearly 50 years (Figure 3). Especially when limited to Japanese people, a net inflow is expected throughout the year (Figure 4). Kansai is the only region, excluding the southern Kanto region, where a net inflow of population is possible nationwide, so the results of November and December are noteworthy.

● Age-specific Movement in Kansai

Looking at the breakdown of population movement in Kansai by age group of Japanese people, the improvement in the family group (ages 0-14 and 30-49 combined) continues, maintaining a net inflow (next page, Figure 5). Additionally, the net inflow of the 15-19 age group (university entrance age) is expanding, and even the 50s and older (including senior citizens) are seeing a slight net inflow. On the other hand, the so-called new graduate group (ages 20-24) continues to see

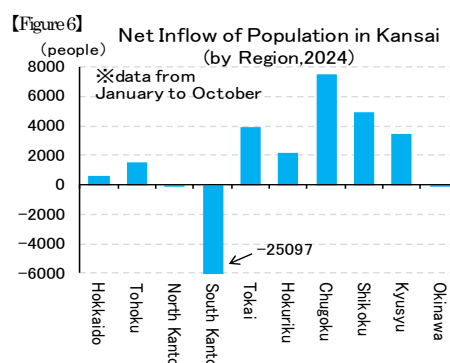
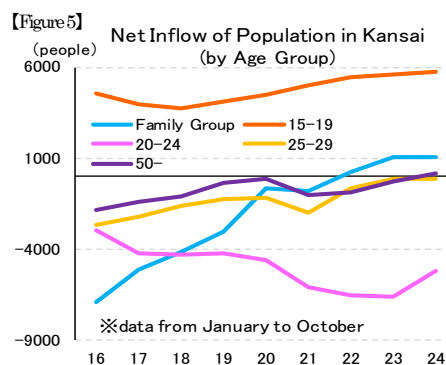


※ The purpose of this document is to provide information and is not intended to solicit product transactions. Additionally, this document has been created based on data deemed reliable by our company, but it does not guarantee accuracy or completeness. The contents mentioned in this document are as of the time of writing and may be subject to change without notice in the future.

a significant net outflow, which is a major characteristic of Kansai. Summarizing these movements, it can be imagined that people leave Kansai when they get a job but return at the timing of the first home purchase centered on the family group, or at the timing of the second home purchase with an eye on retirement by seniors. Also, noting that the net outflow of the 20-24 age group is almost offset by the net inflow of the 15-19 age group (university entrance age), it can be assumed that some people enter universities in Kansai from rural areas and then return to their hometowns when they get a job.

● Regional Movement in Kansai

Furthermore, looking at the breakdown of population movement in Kansai by region, there is a significant net outflow to the southern Kanto region, while there is a net inflow from Chugoku, Shikoku, and Kyushu (Figure 6). It is also noteworthy that there is a net inflow from the Tokai region. Regarding Tokai, the trend of net outflow continued for a long time, but it reversed around 2018, and since then, the net inflow movement has almost settled. In other words, excluding the southern Kanto region, Kansai has a strength in population movement, with a net inflow in many regions centered on western Japan. Although the image of subsidence still lingers in Kansai, observing these movements, it can be said that subsidence is a thing of the past. Depending on the results of November and December, there is a possibility that Japanese people will see a net inflow, so future trends are worth watching.



(Reference)

Resona Research Institute Co., Ltd
Hideyuki Araki, Chief Economist
hd-araki@rri.co.jp